



Join the Troop 82 “Minute Man Club”



Tie the following 6 Basic Knots while explaining their uses in 60 seconds and you can join the ranks of the “Minute Man Club”!



Square Knot

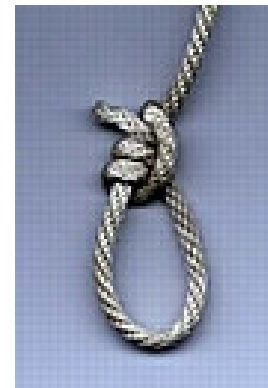
Bowline

Two Half Hitches

Taut Line Hitch

Clove Hitch

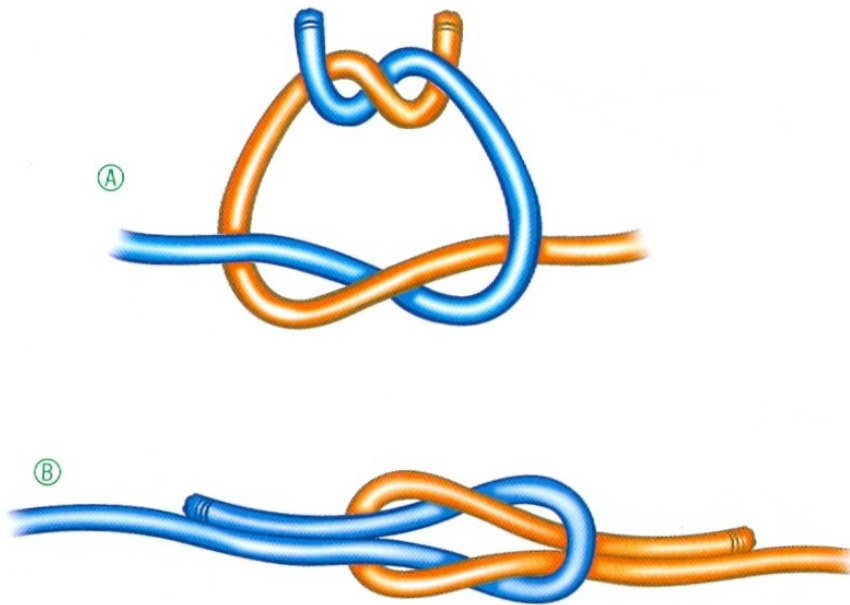
Sheet Bend



In recognition of this accomplishment you will receive the “Minute Man Club”

Knot Pin






Square Knot

- » Tie 2 similar pieces of rope together
- » Gauze Dressings
- » Tourniquets



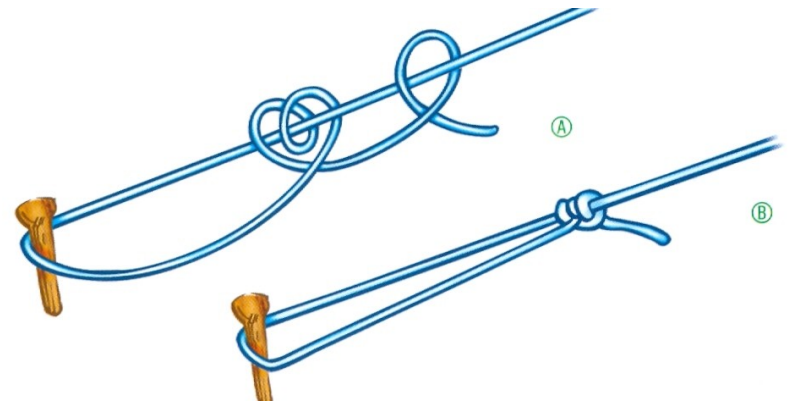
Bowline

- » Tie a rope around a persons waist – rescue knot




Two Half Hitches

» Tie a rope to a tree or pole




Taut Line Hitch

» Anchor a tent's guylines by anchoring to a tree or stake.



Clove Hitch

- » Starter knot for lashings
- » Starter knot for diamond hitch
- » Attach a line to a pole



Sheet Bend

- » Tie ropes together of different size or type

Video Resources

Square Knot:

<http://www.animatedknots.com/reefscouting/index.php?LogoImage=LogoGrog.jpg&Website=www.animatedknots.com>

Bowline:

<http://www.animatedknots.com/bowlinescouting/index.php?LogoImage=LogoGrog.jpg&Website=www.animatedknots.com>

Two Half Hitches:

http://www.iwillknot.com/two_half-hitches/

Taut Line Hitch:

http://www.iwillknot.com/taut_line/

Clove Hitch:

<http://www.animatedknots.com/clovescouting/index.php?LogoImage=LogoGrog.jpg&Website=www.animatedknots.com>

Sheet Bend:

<http://www.animatedknots.com/sheetbendscouting/index.php?LogoImage=LogoGrog.jpg&Website=www.animatedknots.com>

This document was created with Win2PDF available at <http://www.win2pdf.com>.
The unregistered version of Win2PDF is for evaluation or non-commercial use only.
This page will not be added after purchasing Win2PDF.